

NEW SOUND SYSTEM

UPGRADE AND EXPANSION

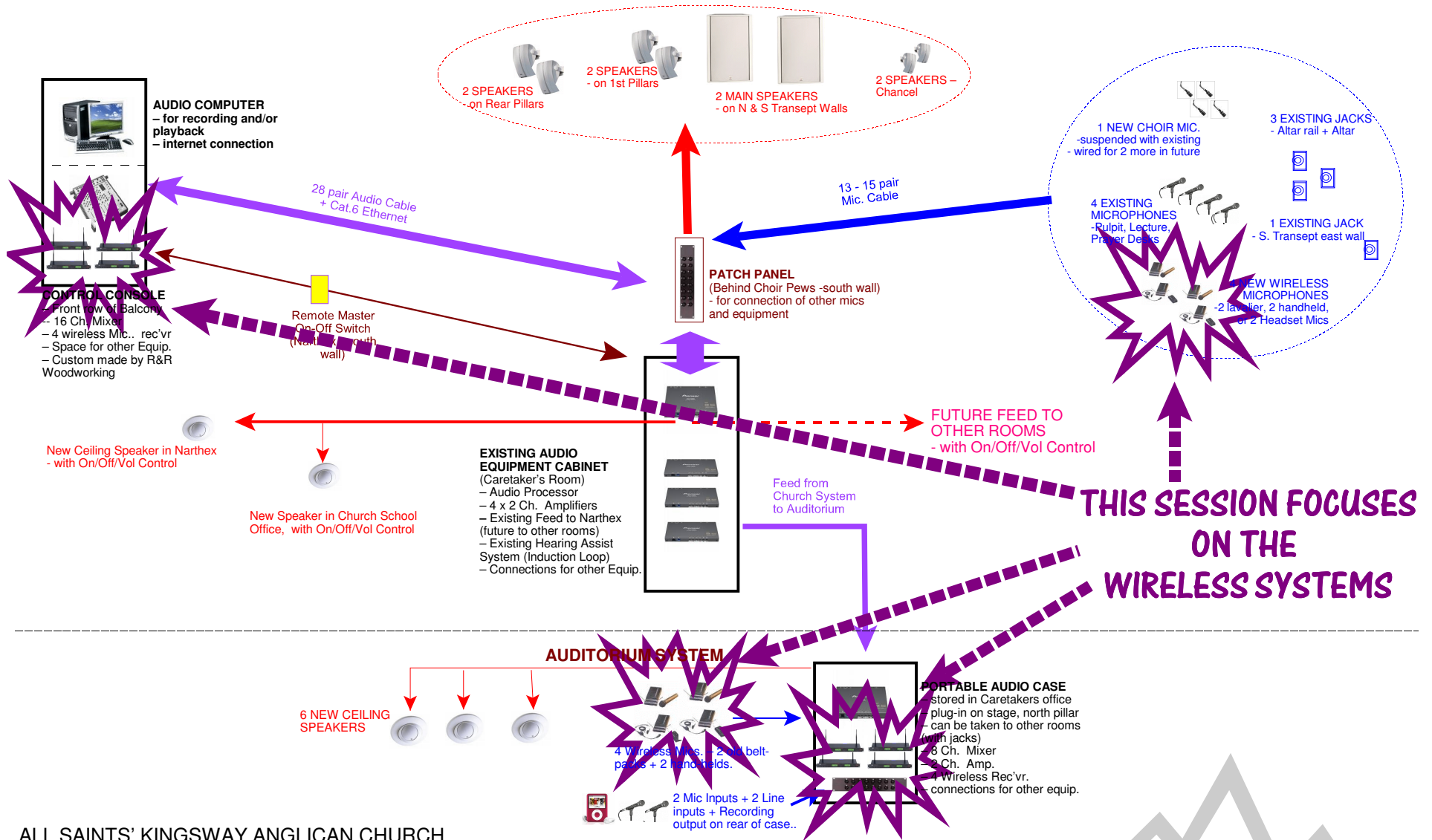
Part 3.

WIRELESS SYSTEMS

NEW SOUND SYSTEM

UPGRADE AND EXPANSION
WIRELESS MICROPHONES

REVIEW OF OVERALL SYSTEM



NEW SOUND SYSTEM

UPGRADE AND EXPANSION WIRELESS MICROPHONES

COMPONENTS

HAND-HELD MICROPHONE

- The Church owns 2 (@ \$400.)
- can be used in Church or Auditorium
 - AA Batteries - charging in main office

BELT-PACK MICROPHONE

- The Church owns 6 (@ \$400.)
- 4 can be used in Church or Auditorium
 - AA Batteries - charging in main office
 - 2 (Old) can be used only in Auditorium
 - 9 v Batteries




WIRELESS RECEIVER

- The Church owns 8 (@ \$450.)
- 4 New in main Church
 - 2 New in Auditorium
 - 2 Old in Auditorium

NEW SOUND SYSTEM

UPGRADE AND EXPANSION WIRELESS MICROPHONES

OPERATION OF HAND-HELD WIRELESS MICROPHONE



HOLD MICROPHONE

Speak INTO it

Close to mouth (1" to 2")



Too far away from mouth

More than 2" and we pick up
nothing.



Speaking across it

Will not pick up.



TREAT IT TENDERLY
Place on stand when not in use.
You Break It, You Replace It (\$400.)

NEW SOUND SYSTEM

UPGRADE AND EXPANSION
WIRELESS MICROPHONES

OPERATION OF BELT-PACK WIRELESS MICROPHONE

INDICATOR LIGHT
GREEN = Live
YELLOW = Muted
Blank = Off



BATTERY COMPARTMENT
Open battery cover -
squeeze sides.
2 AA Rechargeable
Replace cover.

ON / OFF / MUTE SWITCH
Hold for 5 sec to turn ON
Push to Mute
Push again to Un-Mute
Hold for 5 sec to turn OFF.



**IDEAL POSITION OF
LAVALIER MIC**


Clergy gowns prevent this.

NEW SOUND SYSTEM

UPGRADE AND EXPANSION
WIRELESS MICROPHONES

WIRELESS RECEIVERS

THERE SHOULDN'T BE ANY ADJUSTMENTS NEEDED HERE.



NEW SOUND SYSTEM

UPGRADE AND EXPANSION

Continue on to Part 4

RECORDING